

Fast Track Members Course Instructions:

Steps on how to get started in the
NSDAR Fast Track Members Course.

“This course may be video taped.”





Covered in course:

How to use the NSDAR Website.

NSDAR forms

Contacts

Awards

Proper use of cords and pins

Members Course State
Coordinator- Peggy
Wilken,

Peggy@siu.edu, 618-
924-3054

**(This Course will be
video taped)**



Ladies:

Welcome to the NSDAR Fast Track Members Course. This course will be hosted every other Sunday starting January 4th and ending March 15 at 6:00 pm. During this course you will learn the basics of NSDAR; who we are, what we do and our vision for the future. I anticipate this course lasting about an hour to an hour and a half every meeting. If at any time you need to leave, please do so. If you need more time, please stay on Zoom and I will do my best to help you. If at any time during the week after the Zoom meeting, you have any question please email me and I will get back to you. Remember I like you are busy and it may take me a little time to get back to you. Please be patient.

Ladies you will need a letter from your Regent or Vice Regent supporting your efforts for taking this class. Please send it to me as soon as you can.

Send it to me by email at Peggy@siu.edu

Thank you!



The Graduation **Check Off List**, the **Independent Project Evaluation**, and the **Graduation Final Review**, are being sent to you by email, to fill out as you go through the course.

I have sent them to you in an email.





membership%20Class%20for%20DAR/Bobby%20Todays%20IndependentProjectIdeas%20(5).pdf

Am... EMT Medallion Daughter of the Am... Medicine Vocational... Genealogy, Family T... National Committee... U.S., World W

pilot

1 of 1

Daughters of the American Revolution **Independent Project Ideas**

The idea for the Independent Project is simple: to get you involved in DAR. Your Independent Project doesn't have to be complicated or take you lots of time to complete. It is to be FUN!

For ideas on Independent Projects explore the DAR Committee website on the DAR Members' website. Familiarize yourself with the various committees and see if any pique your interest. Perhaps you already have some ideas for a project after completing the various learning modules. Talk to your chapter regent and let her know what you are interested in doing. Perhaps she has a need for a chapter chairman for a committee that interests you or a project that you could undertake.

Here are a couple of ideas to get you started thinking about what you would like to do. Enter one of the many DAR contests and/or become an active volunteer for one of the online projects:

- American Heritage Committee – American Heritage Arts and Crafts Contest
- DAR Museum Outreach Committee – Museum or Correspondent Docent
- Genealogical Records Committee – GRC Every-Name Indexing Project; GRC Bible Catalog Project
- Lineage Research Committee –Lineage Research Lookup Board Volunteer; Cold Closed Cases Project
- Paging – Page at your State Conference or Continental Congress (40 years and under)
- Patriot Records Project – Patriot Records Online Indexing Project
- VIS Committee – Create or maintain a website or Facebook page for your chapter
- Volunteer Genealogist Committee – Complete GEP I & II
- Women's Issues Committee – Women's Issues Essay Contest

Many of the DAR Committees have awards and medals that chapters can present to outstanding individuals in their communities. Do you know anyone that would deserve receiving one of these awards? Talk to your chapter regent about applying for and presenting one of the following awards:

- American Heritage Committee – Women in the Arts Recognition Award
- American History Committee – Women in American History; Student Essay Contests
- Americanism – DAR Medal of Honor; DAR Americanism Medal
- Community Service Committee – Community Service Award
- Conservation Committee – NSDAR Conservation Medal
- DAR Good Citizens Committee – DAR Good Citizens Student Essay Contest
- DAR Scholarship Committee – Promote the DAR scholarships in your community and have your scholarship entry
- DAR Committee - Outstanding Veteran Volunteer Award; Other Awards
- Outstanding Service of a DAR Member
- ROTC Medal; Bronze ROTC Medal; Silver DAR Outstanding
- Distinguished Citizen Medal
- (and under Forms and Publications)

ideas could include sponsoring a

Review the sheet on Independent Project that was sent to you.

Now is the time to be thinking about the individual project that you are going to need for the end of course.

Talk to your Regent and members of your chapter about ideas. Try to do something that can be reported on your ***CMR (final report)***.



To determine project ideas, consider the following tips:

Does the project interest you?

What are your strengths and weaknesses?

Set clear goals.

Consider Resources.

Start Small and then go larger if you must.

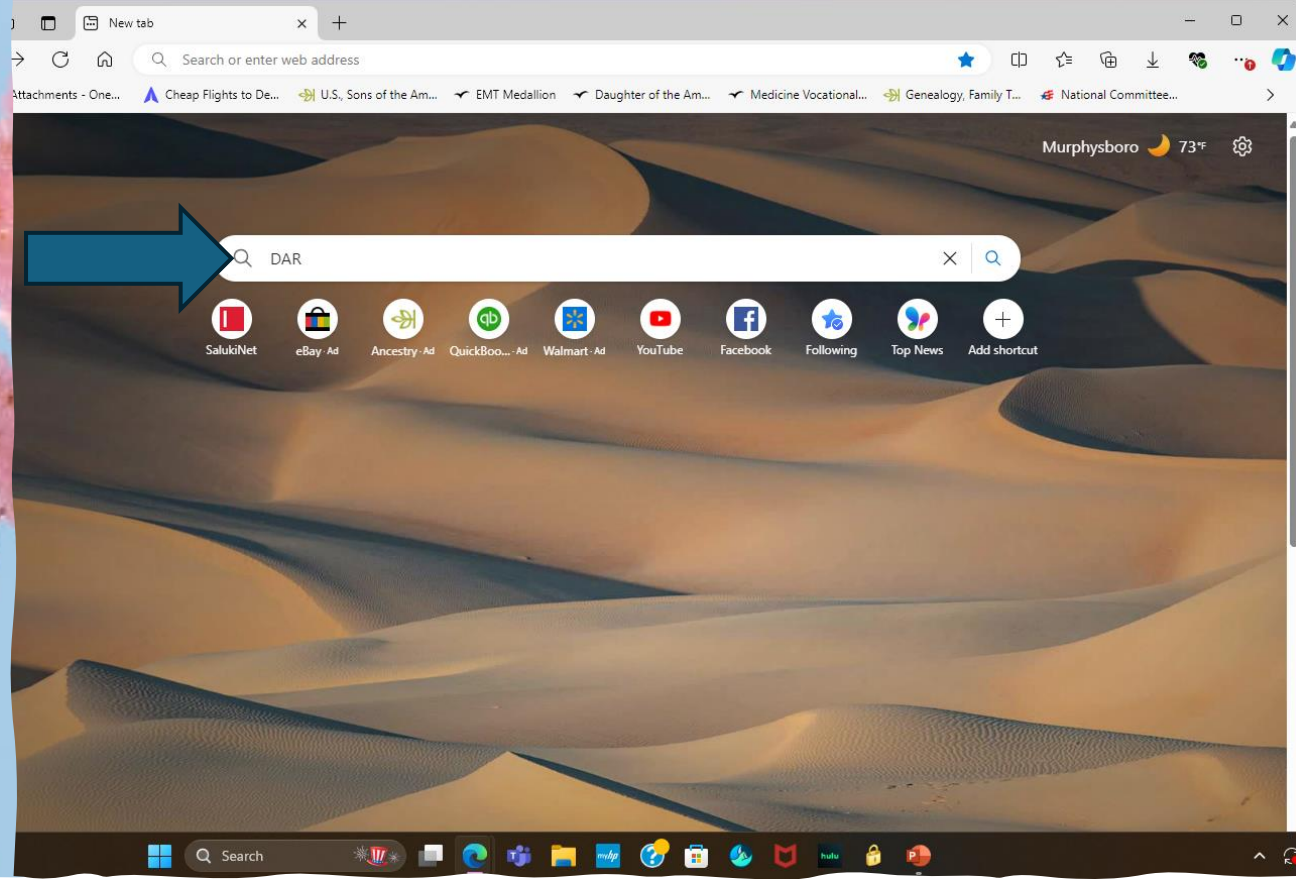
Stay open to feedback.



As you go through the course write down some ideas that you think would work for a project.

Talk them over with your Regent and chapter and determine if they will work for you.





Instruction on how to get to
the DAR Website
Instructions on how to get
to the DAR Website..

- **Type DAR on your Web browser bar** on your computer. The background picture may look different, but the Browser Bar should be the same.
- **Click on the magnifying glass** on the right of the web browser bar.
- “This course may be video taped.”

 Copilot Answer



Daughters of the American Revolution

<https://www.dar.org>

Daughters of the American Revolution

DAR is a national organization of women who can trace their ancestry to the Revolutionary War. Learn about **DAR's** history, mission, projects, events, and how to join.



Member Login

Interested in Becoming a Member Any woman 18 years or older who can prov...

Ancestor Search

Ancestor Search - Daughters of the American Revolution

GRS

GRS - Daughters of the American Revolution

CHAPTER LOCATOR

Use the Chapter Locator to find a DAR group in your area. Enter your location in...

Emembership

Emembership - Daughters of the American Revolution


Research

Research - Daughters of the American Revolution



https://www.dar.org/national-society/member-login

Members' Website

 **DAR**
Daughters of the American Revolution

★ DAR NATIONAL HEADQUARTERS, INCLUDING THE LIBRARY AND MUSEUM, WILL BE CLOSED ON JULY 4, 2025 FOR INDEPENDENCE DAY. ★


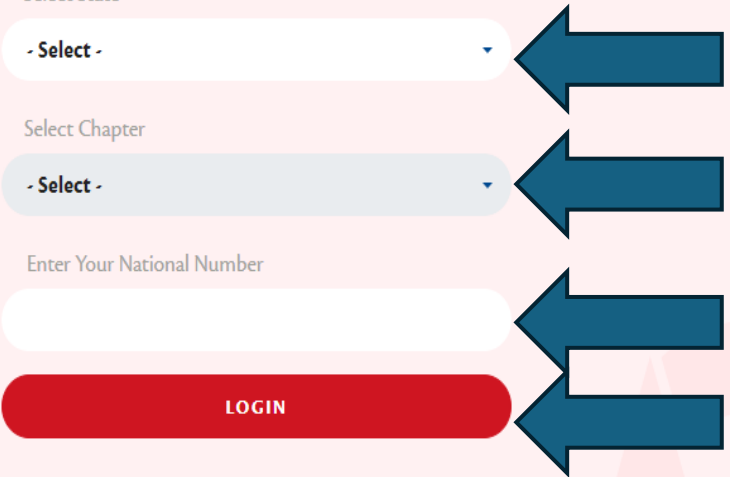
The content you are trying to access is for DAR members only.
You can login using the form below.

Select State
- Select -

Select Chapter
- Select -

Enter Your National Number

LOGIN



Select Illinois, your chapter and write in your NSDAR number.

Then press LOGIN

The content you are trying to access is for DAR members only.
You can login using the form below.

Select State

Illinois

Select Chapter

Daniel H. Brush

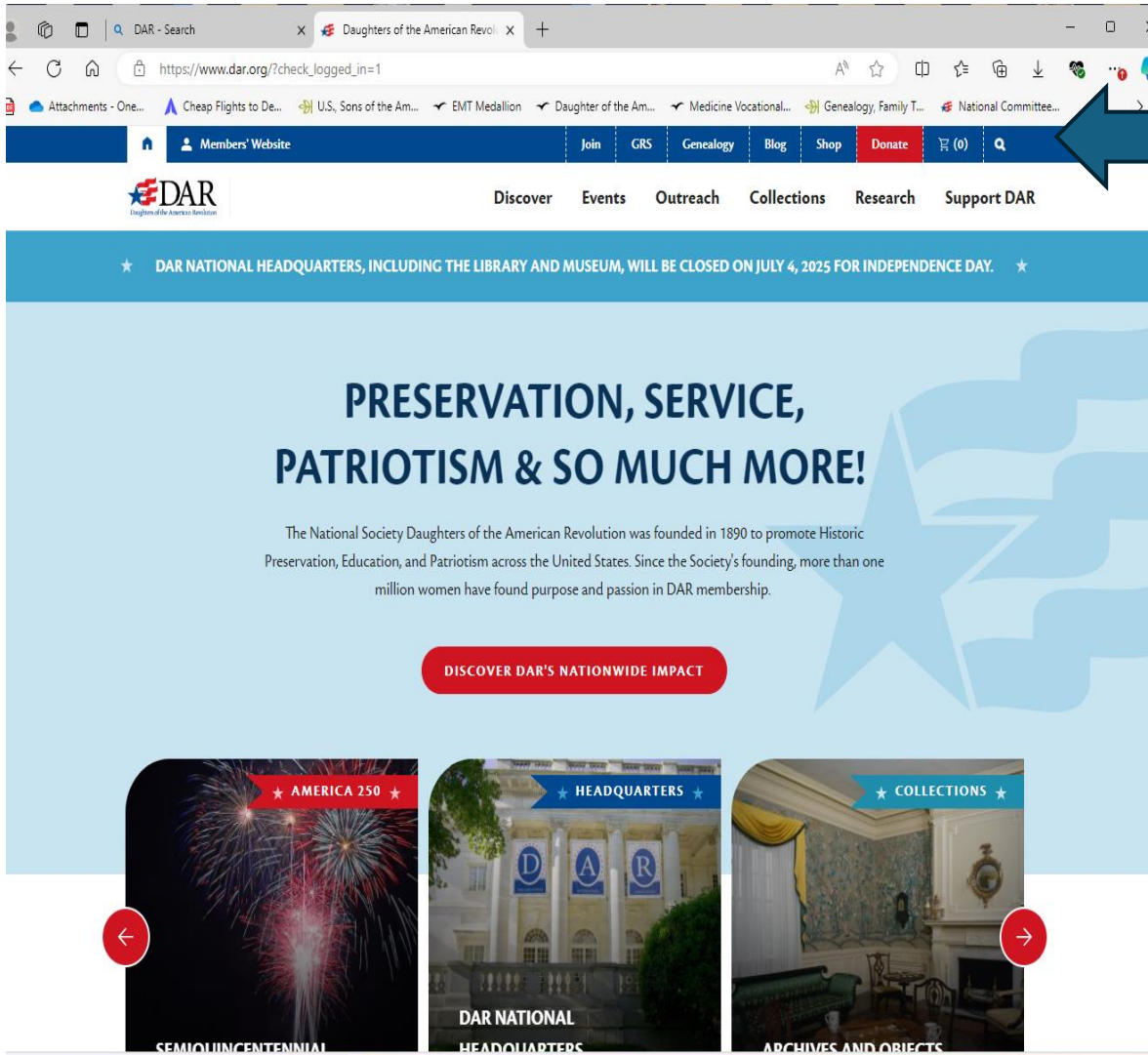
Enter Your National Number

00000000

LOGIN

Type in Illinois, Your Chapter and **YOUR DAR NUMBER**

Then click on **Login**,



Click on the
Magnifying
glass



PRESERVATION, SERVICE, PATRIOTISM & SO MUCH MORE!

The National Society Daughters of the American Revolution was founded in 1890 to promote Historic Preservation, Education, and Patriotism across the United States. Since the Society's founding, more than one million women have found purpose and passion in DAR membership.

Type in Members Course

DISCOVER DAR'S NATIONWIDE IMPACT



Click on the *Magnifying glass* at the top of the page. Note the gold star.



Members' Website | Join | GRS | Genealogy | Blog | Shop | Donate | (0) | Search

DAR
Daughters of the American Revolution

Discover | Events | Outreach | Collections | Research | Support DAR

★ DAR NATIONAL HEADQUARTERS, INCLUDING THE LIBRARY AND MUSEUM, WILL BE CLOSED ON JULY 4, 2025 FOR INDEPENDENCE DAY. ★

PRESERVATION, SERVICE, PATRIOTISM & SO MUCH MORE!

The National Society Daughters of the American Revolution was founded in 1890 to promote Historic Preservation, Education, and Patriotism across the United States. Since the Society's founding, more than one million women have found purpose and passion in DAR membership.

DISCOVER DAR'S NATIONWIDE IMPACT

- ★ AMERICA 250 ★
- ★ HEADQUARTERS ★
- ★ COLLECTIONS ★

← →

SEMIQUINCENTENNIAL | DAR NATIONAL HEADQUARTERS | ARCHIVES AND OBJECTS



Click on
Members
Course.

dar - Search | Member Training Courses | Daug...

https://www.dar.org/members/committees/standing-committees/dar-leadership-training/member-training-courses

Attachments - One... Cheap Flights to De... U.S. Sons of the Am... EMT Medallion Daughter of the Am... Medicine Vocational... Genealogy, Family T... National Committee...

DAR.org Members' Website Research Blog Member Community eMembership Shop Donate (0)

DAR Daughters of the American Revolution

Resources Committees States & Chapters Forms Genealogy

provide an opportunity for members to learn more about DAR and how to become active and engaged participants in DAR at all levels — chapter, state, and national. The courses have been designed to fit into anyone's busy schedule of work, family, and play, through mostly online self-directed learning. Currently, the following courses are available:

DAR LEADERSHIP TRAINING

Committee Home

★ Member Training Courses

Remote Meetings & Socials - Video & Teleconferencing

Webinar Library

Training And Resources

Training Recognition Certificates

Contact DAR Leadership Training

Member Kudos

Courses

★ **MEMBERS COURSE**
Explore the many aspects of DAR and what it means to be a Daughter.

★ **COMMITTEE LEADERS COURSE**
Learn what it takes to be a more effective committee leader, from the chapter level all the way up to national chair.

★ **NEW HORIZONS COURSE**
Build confidence and leadership skills as an aspiring or current DAR leader.

Your state coordinator will provide you with a course syllabus, along with instructions and guidance on how to submit your worksheets for each of the modules. In general, you are allowed up to a year to complete a course. Please note, you must complete the Members Course

When you are ready click on “Get Started.”



The screenshot shows the DAR.org website's 'Member Course Overview' page. The browser address bar displays the URL: <https://www.dar.org/members/committees/standing-committees/dar-leadership-training/member-training-courses/me...>. The website header includes the DAR.org logo and navigation links: Research, Blog, Member Community, eMembership, Shop, and Donate. A secondary navigation bar lists Resources, Committees, States & Chapters, Forms, and Genealogy.

The main content area features a table with the following details:

ELECTIVE MODULES	21 (12 must be completed for credit)
REQUIRED ACTIVITIES FOR CREDIT	Yes
INDEPENDENT PROJECT REQUIRED FOR CREDIT	Yes
GRADUATION FINAL REQUIRED FOR CREDIT	Yes
PLATFORM	Video Webinars, Worksheets, PDF Handouts

Below the table, the section is titled **Enrollment Requirements for the Members Course**. The text states: "Please contact your state coordinator before beginning any course. [Webinars](#) are available to all members to view at anytime. However, to receive credit for the course, you must enroll with your state coordinator. Your state coordinator will provide you with a course syllabus, along with instructions and guidance on how to submit your worksheets for each of the modules. Please note, a subscription to the American Spirit magazine is required for the Members Course, as well as New Horizons, and Committee Leaders. You can find relevant contact information here: [Member Course State Coordinators](#)."

At the bottom of the page, a red button labeled "GET STARTED!" is prominently displayed, flanked by two large blue arrows pointing towards it, and two gold starburst graphics.

★ Required Modules

Elective Online Modules
-----Meetings, Tours, And Activities
-----Independent Project
-----Graduation Final Review

Required Online Modules

All course graduates must complete the required online modules listed below. Each module has a related writable PDF questionnaire with directions for accessing the online source. Questionnaires are to be returned to your State Coordinator as directed by your State Coordinator.

OUR NATIONAL SOCIETY – THE INS AND THE OUTS

★ 01 WELCOME TO THE WRIGHT ADMINISTRATION 2022-2025 ⊕

Step 1 - Webinar: Welcome to the Wright Administration ([Video Transcript](#)) [Worksheet](#)

Step 2 - Complete [Module 1 Worksheet](#).

[Script](#)

02 TODAY'S DAR ⊕03 DAR 101 ⊕

★ Required Modules

Elective Online Modules

Meetings, Tours, And Activities

Independent Project

Graduation Final Review



Required Online Modules

All course graduates must complete the required online modules listed below. Each module has a related writable PDF questionnaire with directions for accessing the online source. Questionnaires are to be returned to your State Coordinator as directed by your State Coordinator.

OUR NATIONAL SOCIETY – THE INS AND THE OUTS

★ 01 WELCOME TO THE WRIGHT ADMINISTRATION 2022-2025 +

Step 1 - Webinar: Welcome to the Wright Administration ([Video Transcript](#)) [Worksheet](#)

Step 2 - Complete [Module 1 Worksheet](#)

[Script](#)



02 TODAY'S DAR +

03 DAR 101 +

Download or print Complete Model 1 Worksheet.

Download script if you wish to read the lesson information. 

★ Required Modules

Elective Online Modules

Meetings, Tours, And Activities

Independent Project

Graduation Final Review

Required Online Modules

All course graduates must complete the required online modules listed below. Each module has a related writable PDF questionnaire with directions for accessing the online source. Questionnaires are to be returned to your State Coordinator as directed by your State Coordinator.

OUR NATIONAL SOCIETY – THE INS AND THE OUTS

★ 01 WELCOME TO THE WRIGHT ADMINISTRATION 2022-2025 +

Step 1 - Webinar: Welcome to the Wright Administration ([Video Transcript](#)) [Worksheet](#)

Step 2 - Complete [Module 1 Worksheet](#).

[Script](#)

02 TODAY'S DAR +

03 DAR 101 +

When you are ready view Webinar click on webinar. (we will do this together on Sunday

Then we will fill out the Worksheet together.

Please start with Your Name, Chapter, and NSDAR Number. The coordinator has more than 80 members, so it is important to fill in the requirements first.

Answer the questions, save to a folder or to your desktop. Then go to the next lesson and repeat the process.

“This course may be video taped.”



Members Course
Online Learning Module

Welcome to the Wright Administration

Name: _____ Chapter: _____ NSDAR#: _____

1. How many years has Mrs. Wright been a member of the DAR? _____

2. What was her first assignment as a Page at Continental Congress?

3. What is the theme of the Wright Administration? What does it mean to you?

- _____

- _____

4. What special event is the Wright Administration laying the groundwork for?

5. What is the theme for the Junior Membership Committee?

6. How much is the America 250! Celebration Grant? List an idea of what your chapter might be able to do.

When you have
completed all the
lessons in your
Member's Course

Send the *file*, plus your *NSDAR*
graduation checklist and your
project evaluation and
information to the State
Members Course Coordinator.
In this case **Peggy@siu.edu**
(618)-924-3054



This is the members course graduation check list.

Please review each lesson to make sure they are completed, it is very important to have your **Name, Chapter, and NSDAR Number** before you send them to the State Coordinator.


“This course will be video taped.”

Online Modules | Daugh... x *Check list of DAR classes.pdf x +

/File%20for%20State%20Office%20DAR%20Courses/Check%20list%20of%20DAR%20classes.pdf

the Am... EMT Medallion Daughter of the Am... Medicine Vocational... Genealogy, Family T... National Committee... U.S., World War II D.

Copilot 1 of 1

**Members Course**
NSDAR Graduation Checklist

Name: EXAMPLE **Chapter:** EXAMPLE **NSDAR#:** EXAMPLE

Online Learning Modules
REQUIRED: All course graduates must complete the following Modules.

<input checked="" type="checkbox"/> Our National Society — The Ins and the Outs		<input checked="" type="checkbox"/> American History
<input checked="" type="checkbox"/> Welcome to the Wright Administration 2022-2025		<input checked="" type="checkbox"/> Madonna of the Trail
<input checked="" type="checkbox"/> Today's DAR		Education
<input checked="" type="checkbox"/> DAR 101		<input checked="" type="checkbox"/> Community Classroom
<input checked="" type="checkbox"/> In Their Words — The Story of the Founding		<input checked="" type="checkbox"/> Constitution Week
<input checked="" type="checkbox"/> Our Building, Our Treasures		<input checked="" type="checkbox"/> DAR Magazine
<input checked="" type="checkbox"/> Navigating the NSDAR Members' Website		<input checked="" type="checkbox"/> DAR School
<input checked="" type="checkbox"/> Introduction to Continental Congress		Patriotism
<input checked="" type="checkbox"/> DAR Protocol		<input checked="" type="checkbox"/> Service to America
<input checked="" type="checkbox"/> Membership		<input checked="" type="checkbox"/> DAR Service for Veterans
DAR Mission		<input checked="" type="checkbox"/> National Defense
Historic Preservation		<input checked="" type="checkbox"/> Women of Resilience: World War I
<input checked="" type="checkbox"/> Historic Preservation		<input checked="" type="checkbox"/> 50 th Anniversary of Vietnam
<input checked="" type="checkbox"/> American Heritage		

ELECTIVES: Complete 12 electives with at least one from each category.

General		DAR Mission
<input checked="" type="checkbox"/> Generational Awareness		Historic Preservation
<input checked="" type="checkbox"/> Let's Talk Pins		<input checked="" type="checkbox"/> With Respect: Preserving Historic Cemeteries
<input checked="" type="checkbox"/> Units Overseas		Education
<input checked="" type="checkbox"/> Today's DAR Blog		<input checked="" type="checkbox"/> American Indians
<input checked="" type="checkbox"/> Write Your Own Module!		<input checked="" type="checkbox"/> Children of the American Revolution
Genealogy and Online Projects		<input checked="" type="checkbox"/> Kate Duncan Smith DAR School
<input type="checkbox"/> DAR Genealogy Preservation		<input type="checkbox"/> Literacy Promotion
<input type="checkbox"/> DNA Network		<input type="checkbox"/> Miracle Mountain: Crossnore
<input type="checkbox"/> Volunteer Genealogists		Patriotism
<input type="checkbox"/> Lineage Research		<input type="checkbox"/> Americanism
<input checked="" type="checkbox"/> Patriot Records Project		<input checked="" type="checkbox"/> The Flag of the USA
<input checked="" type="checkbox"/> Preserving Bible Records		
Juniors		
<input type="checkbox"/> Exploring Junior Membership		
<input checked="" type="checkbox"/> Girls in White Dresses — Continental Congress		

Meetings, Tours, and Activities

Your State Coordinator will communicate how many Meetings, Tours and Activities you will need to complete. This typically includes something at the local and state level. Please contact your State Coordinator for more information.

<input checked="" type="checkbox"/> State Meetings, Tours, or Activities	Optional, unless directed otherwise by your State Coordinator:
<input checked="" type="checkbox"/> Local Meetings, Tours, or Activities	
	<input type="checkbox"/> NSDAR: Continental Congress (online or in person)
	<input type="checkbox"/> State Conference and/or Meeting

Evaluation

Your State Coordinator will evaluate your course work and report back to you as soon as possible. She has lots of members sending her materials so please be patient.

“This course may be video taped.”



Individual Project

You are ready to start your Individual Project. Contact the State Members Coordinator and discuss with her what you would like to do for your project. Contact your state members coordinator and ask for the paperwork when you are ready to do your project. Fill out the individual project paperwork and send it to

Peggy Wilken (Peggy@siu.edu) (618)-924-3054

“This course may be video taped.”



Project



Don't be surprised if the state coordinator encourages you to add or subtracts something from your project.

Her job is to keep it manageable, yet productive.

Write up your project ideas and submit it to the State Members Coordinator.

“This course may be video taped.”



Do your project.

When finished submit it too the State Members Course Coordinator.

"This course may be video taped."

When you are finished with the models, individual project and have filled out all the evaluation forms send them to Peggy@siu.edu



Great Job!

“

You are on
your way to
graduation



Blue Cords: It is the beginning of showing that you are educated in what NSDAR does and are becoming a leader.

Once you have completed your “members course” You will receive your course completion certificate and your blue cord at our state meetings.



**Wear these cords
proudly, you have
earned them.**


Marria Elliott Blinn

State Regent, 2025-2027



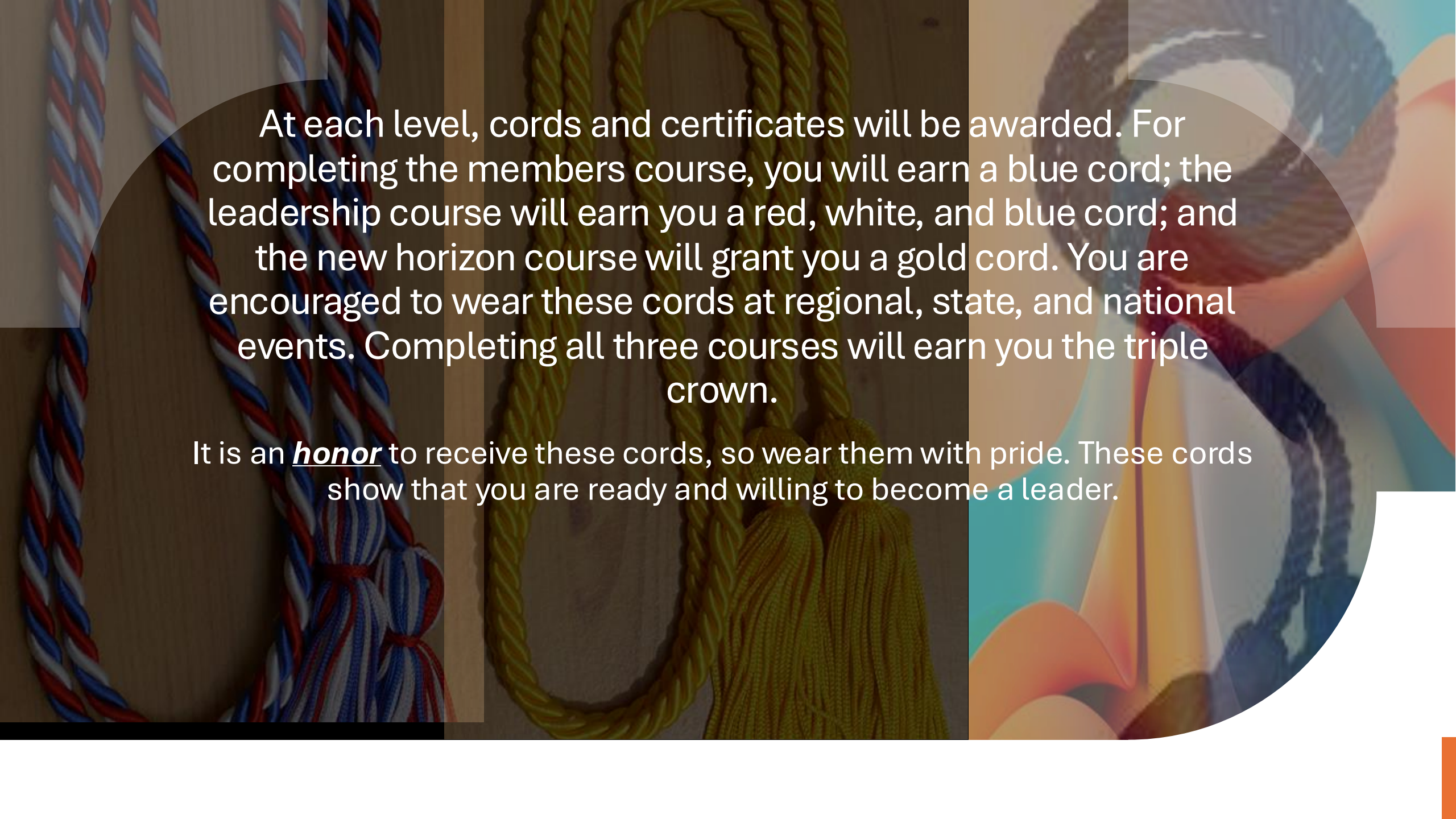
Once you have graduated from the members course you may order your pin.

You will be able to order the DAR member training pin and member's bar.



Once you have completed your member's course consider going on and completing your Leadership and New Horizon Courses.

If you complete all three courses, you will receive what is called the “triple crown.” The triple crown is a crown that is awarded at the state meeting and represents your completion of all three course.



At each level, cords and certificates will be awarded. For completing the members course, you will earn a blue cord; the leadership course will earn you a red, white, and blue cord; and the new horizon course will grant you a gold cord. You are encouraged to wear these cords at regional, state, and national events. Completing all three courses will earn you the triple crown.

It is an *honor* to receive these cords, so wear them with pride. These cords show that you are ready and willing to become a leader.



Cords should be worn at all Regional, State and National meeting.

Congratulations for doing an outstanding job!

Your triple crown when earned will be given out at the NSDAR State meeting along with your cords. If you have finished all three course.

One crown will be given by the State Member's Coordinators and the State Regent.





If you have any questions, please contact your state members coordinator.

Currently Peggy Wilken (Peggy@siu.edu) (618-924-3054) ***This course may be video taped.***